







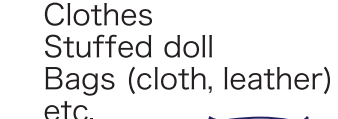

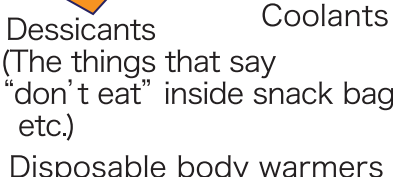




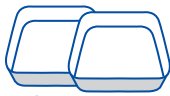

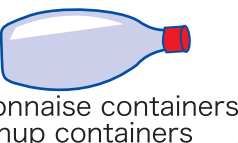





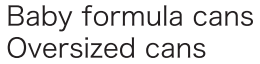









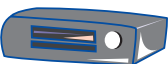






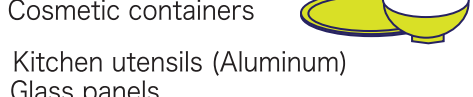


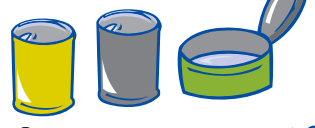


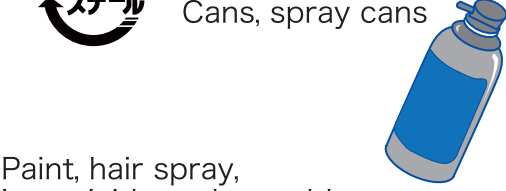


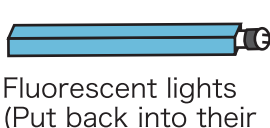
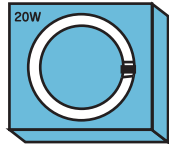




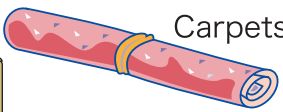






# How to separate and dispose of garbage

- Please sort your garbage accurately.
- Garbage in violation of the rules shall not be collected.
- Please take out your garbage at your local designated area by 8:30 a.m.

## Concrete examples of how to separate garbage correctly

<p><b>Burnable Garbage</b></p> <p>Dispose of burnable garbage in a clear or a translucent bag.</p> <p><b>Garbage day</b> Every week, on</p> <p>[ ]</p>	 <p>Kitchen scraps (Drain all liquids completely!)</p>  <p>Wood and leaves (50 cm or less) (Bring to the Clean Center or send a request to licensed contractors in the case of large quantities)</p>  <p>Shellfish shells</p>  <p>Shoes</p>  <p>Paper diapers (Flush excretions)</p>  <p>Plastic wrap</p>	 <p>Washbowls Plastic containers</p>  <p>Cassette tapes Video tapes</p>  <p>Clothes Stuffed doll Bags (cloth, leather) etc.</p>  <p>Coolants</p>  <p>Dessicants (The things that say "don't eat" inside snack bags, etc.)</p>  <p>Disposable body warmers</p>
<p><b>Plastics</b></p> <p>Dispose of plastics in a clear bag.</p> <p><b>Garbage day</b> Every week, on</p> <p>[ ]</p>	 <p>This symbol means "Plastics."</p>  <p>Instant noodles containers</p>  <p>Egg packs</p>  <p>TOFU containers</p>  <p>Oil containers</p>  <p>Food trays (Take them to a supermarket near you.)</p>  <p>Styrofoam</p>  <p>Mayonnaise containers Ketchup containers</p>  <p>Detergent containers Shampoo containers</p>  <p>Candy bags</p>  <p>Plastic shopping bags</p>	<p><b>Plastic Bottles (PET)</b></p> <p>Dispose of plastic bottles(PET) in a clear bag.</p> <p><b>Garbage day</b> Every month, on</p> <p>[ ]</p>  <p>This symbol means "PET."</p> <p>Wash the inside, and remove caps and labels</p> 
<p><b>Non-burnable Garbage</b></p> <p>Dispose of non-burnable garbage in a clear bag.</p> <p><b>Garbage day</b> Every month, on</p> <p>[ ]</p>	 <p>Toys</p>  <p>Baby formula cans</p>  <p>Oversized cans</p>  <p>Fan heaters</p>  <p>Tricycles</p>  <p>Hangers</p>  <p>Umbrellas</p>  <p>Cutting board (Plastic)</p>  <p>Gas stoves</p>  <p>Stoves (Be sure to empty kerosene and remove batteries.)</p>  <p>Futons Blankets Curtains (Tie them lengthwise and crosswise.)</p>  <p>Pans, kettles</p>  <p>Video cassette recorders</p>	<p><b>Landfill Garbage</b></p> <p>Dispose of landfill garbage in a strong bag. For articles made of glass, write "waremono" (fragile) on the bag.</p> <p><b>Garbage day</b> Every month, on</p> <p>[ ]</p>  <p>Pots</p>  <p>Earthenware pots</p>  <p>Ashes</p>  <p>Cosmetic containers</p>  <p>Flower pots</p>  <p>Dishes</p>  <p>Kitchen utensils (Aluminum) Glass panels</p>
<p><b>Recyclables</b></p> <p>Put recyclables in their designated containers.</p> <p><b>Garbage day</b> Every week, on</p> <p>[ ]</p>	 <p>アルミ</p>  <p>スチール</p>  <p>Cans, spray cans</p>  <p>Bottles</p>  <p>Caps (Metal) (Remove caps.)</p>  <p>Paint, hair spray, insecticide and portable gas cans (Empty and puncture the cans.)</p>	<p><b>Harmful Garbage</b></p> <p>Dispose of harmful garbage in a clear or translucent bag, and write "yugai" (harmful) on it.</p> <p><b>Garbage day</b> Every month, on</p> <p>[ ]</p>  <p>Dry battery</p>  <p>Clinical thermometer</p>  <p>Fluorescent lights (Put back into their original boxes or cylinders.)</p> 
<p><b>Bulky Garbage</b></p> <p>There is a charge for the disposal of bulky garbage. You cannot dispose of bulky garbage at your designated area. Bring such garbage directly to the Clean Center or apply for collection.</p> <p>For details: Nanbu Cleaning Office (Tel.: 0845-24-0432)</p>	<p>For TVs, refrigerators, washing machines and air conditioners, ask an electrical appliance retailer.</p>  <p>Dressers</p>  <p>Sofas</p>  <p>Beds</p>  <p>Desks</p>  <p>Carpets</p>  <p>Bicycles</p>	<p><b>Papers</b></p> <p>Dispose of papers at your local designated area. Tie them lengthwise and crosswise.</p>  <p>Cardboard</p>  <p>Magazines</p>  <p>Newspapers</p>  <p>Paper cartons (Wash and cut open)</p> <p>Dispose of paper candy bags with magazines.</p>

- To dispose of a business's garbage, or large amounts of garbage (when moving, pruning plants, earth and sand, rubble and tiles, etc.), bring them to the Inse Clean Center or the Innoshima Recycle Center, or apply for collection through a licensed contractor. Onomichi City will not collect this garbage.
- Ask the relevant retailers for the disposal of tires, car batteries, motorcycles, propane gas cylinders, fire extinguishers and farm tools. Onomichi City will not collect them.
- You can bring garbage to the Inse Clean Center and the Innoshima Recycle Center between 8:30 and 12:00, and between 13:00 and 16:30, except on weekends, holidays, and year end, New year holidays.

◎The table above shows only some examples. For more information or specific questions, please contact:

**Nanbu Cleaning Office Tel.: 0845-24-0432**