


Resource recovery

Paper

Separate them into (newspapers, magazines/ miscellaneous paper/cardboard, and milk cartons) and bind them crosswise before disposal.



Fabrics

Bind them or use a transparent bag for disposal.

Clothes

*Dispose of futons and blankets as non-burnable garbage.

*Dispose of leather products, underwear, socks and other similar items as burnable garbage.



Bottles/Cans

Directly dispose of bottles and cans in the blue container.

Remove the cap from each bottle.



Portable gas cylinders/spray cans

*Make sure to completely use up the gas and then make a hole in the can.
When any content remains, empty the can's contents in a well-ventilated place with no fire. Any remaining gas is dangerous as it can be ignited by a nearby fire or static electricity. If there are any unclear points, contact the manufacturer.



*It is dangerous to make a hole in a can with gas remaining!

Used tempura oil

*Pour the oil in a clear and transparent plastic bottle and tighten the cap (screw type).

Dispose of plant-derived tempura oil in a plastic bottle and by bringing it in the light blue dedicated container to the general branch office, each community center, Setoda Branch Office, Setoda Civic Center, etc. Do not dispose of any bottle of animal-derived oil, (lard, etc.), rice oil or palm oil.

Illegal dumping measures

Illegal dumping is a malicious "crime."

What is illegal dumping?


Illegal dumping is discarding of waste on a road, in the mountains or on another person's land. Littering of empty cans, plastic bottles and cigarette butts is also "illegal dumping." Environmental degradation and damage to public health caused by illegal dumping is a major social problem.

Punishment for illegal dumping

When you illegally dump waste, you may be imprisoned for up to 5 years or fined up to 10 million yen (when a business illegally dumps industrial waste, it can be fined up 300 million yen) according to "Waste Management and Public Cleansing Law."

Illegal dumping on your own land

When waste is illegally dumped on your own land and the illegal dumper cannot be determined, the land owner or manager must remove the waste (according to Article 5 (Maintaining Cleanliness), Waste Management and Public Cleansing Law). Take measures to prevent illegal dumping (fence off your land, set up a sign, etc.).







Onomichi City (For Innoshima & Setoda Area) Garbage Separation Guidebook



Points to note when taking out garbage

*Take out your garbage by

a.m. on the designated collection day.

-  The amount of garbage that can be disposed of at one time is up to about 2 or 3 garbage bags (per 45L). When disposing of large amounts of garbage, directly bring the garbage to Innoshima-Setoda (Inse) Clean Center, Innoshima Recycle Center or Setoda Myoga Landfill Site.
-  Completely drain any excess liquid from garbage.
-  Cover sharp-pointed items such as bamboo skewers, rose thorns and crab claws with paper or a similar item before disposal.
-  Any garbage more than 50 cm in size is considered large-sized garbage. Do not take this sized garbage to the garbage collection station. Directly bring it to Innoshima Recycle Center or Setoda Myoga Landfill Site or ask the center to collect the garbage by phone.

4R Activity "4R" stands for 4 keywords.

Refuse · Reduce · Reuse · Recycle

Onomichi City Southern Cleaning Office

5308-1 Innoshimashigei-cho, Onomichi City 722-2102
TEL: 0845-24-0432 FAX: 0845-24-3432

**Onomichi City Southern Cleaning Office
Setoda Branch Office**

2221 Setodacho-Myoga, Onomichi City 722-2417
TEL: 0845-27-0454 FAX: 0845-27-4073

Burnable garbage

Use a transparent / semitransparent bag

Kitchen waste, raw garbage (vegetables, etc.)



(Drain any excess liquid from raw garbage)

Plants, leaves



(50 cm or less in length and 10 cm or less in diameter (thickness))

(For large quantities, bring them to the Clean Center or Setoda Myoga Landfill Site or ask an authorized disposer to collect)

Bamboo skewers, chopsticks, etc. **Danger!**



(For sharp-pointed items, break off the tips or cover the items with paper before disposal)

Paper cups



Disposable warmers



Shells



Medicine/Ointments



Compresses



Refrigerants



Plastic wrap



Stuffed toys

Leather items

Leather bags

Leather shoes

Gloves



Videotapes



Disposable diapers (including adult diapers)



(Dispose of human waste in a toilet)

Underwear



Container packaging plastics that cannot be cleaned

Oil containers

Dressing containers



Mayonnaise containers
Ketchup containers



Wasabi paste tubes, etc.

1. For example, a carpet...

2. Cut into small pieces,

3. 50cm Reduce the size of each piece to 50 cm or less, and

4. Take out on the **burnable garbage** collection day.

5. Even the **non-burnable garbage/ large-sized garbage** can be taken out to the garbage collection station free of charge if the size is reduced to 50 cm or less.

*Information from Hassa-kun



Futons / Blankets / Curtains



(*Bind them crosswise before disposal)

Gas lighters



(Completely empty lighter it before disposal)

Plastic bottles

Use a transparent bag



- A plastic bottle is a container with the mark .
- Remove the lid and label and rinse it out with water lightly.
- For plastic bottles containing oil or sauce, empty each bottle and take them out on **burnable garbage** collection day.


Plastic bottles (for water, juice, seasoning, etc.,) with the mark .



Landfill waste/Harmful waste

Landfill waste

- Take out it in a cardboard box or a similar item and write “ワレモノ” on the box before disposal.
- For ash, place in a PP sandbag before disposal.



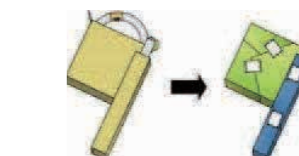
Ceramic / Broken glass



Incineration ash / Coal ash

Harmful waste

- Fluorescent light/light bulb (used) ... Do not break it. Place it in its original box/tube before disposal.
- For fluorescent lights more than 150 cm in length, bring them to Innoshima Recycle Center or Setoda Myoga Landfill Site.




Fluorescent lights / Light bulbs



Dry-cell batteries

Container packaging plastics

Use a transparent bag



Items containing something

*Please confirm that the identification mark is displayed on the outer case, etc.

Plastic bottles / Refillable containers



Plastic shopping bags



Tofu containers



Natto containers



Egg cartons



Instant noodle cups, etc.



Food containers (lunchboxes)



Trays



Foam polystyrene containers



Cushions



Plastic snack bags and frozen food bags



Items that pack products

Packaging films



Pill packages



Plastic bottle lids / Plastic bottle labels



- Container packaging plastics are an “unnecessary plastic/vinyl container/bag/package after the item in it is eaten or used.”
- **No double bags** ... Do not lump together small bags containing container packaging plastics into one big bag.
- Empty it and rinse it out before disposal.

It will be recycled.

Non-burnable garbage

Use a transparent bag

Toys

(Toys with metal parts)



Microwaves



Gas cooking stoves



Frying pans/ Kettles



Containers (Metals)



Oil cans/ Bottles



Electric fans



Kitchen knives/ Razors



(*Wrap the blade with circular newspaper, etc.)

Stoves



Futons / Blankets / Curtains



(*Bind them crosswise before disposal)

Gas lighters



(Completely empty lighter it before disposal)